

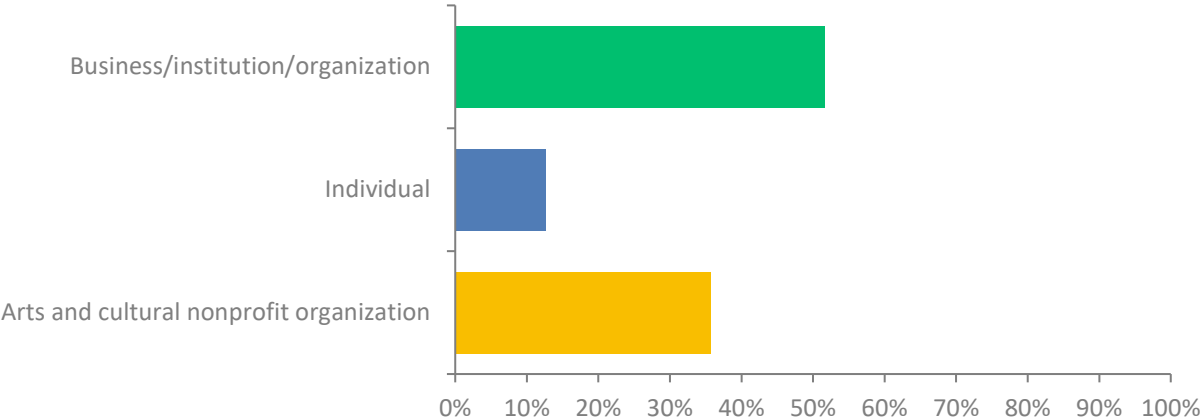
# CBCA Member Demographic Survey

126 Total Responses

Result Summaries

# Q1: Is your CBCA Membership on behalf of your business/institution/organization or you as an individual?

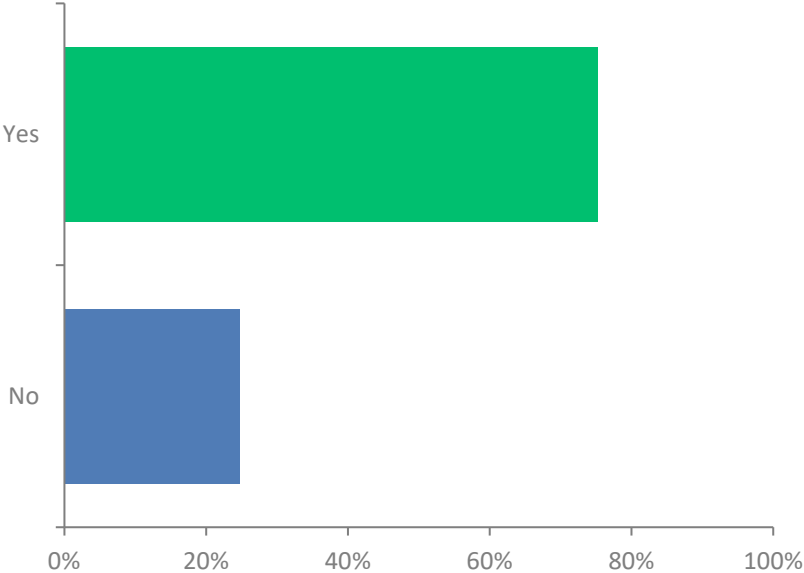
Answered: 126 Skipped: 0 *Business, Organization & Individual Member Responses Collected*



ANSWER CHOICES	RESPONSES	
Business/institution/organization	51.59%	65
Individual	12.70%	16
Arts and cultural nonprofit organization	35.71%	45
TOTAL		126

## Q2: Do you track the demographic information of your organization's leadership or employees?

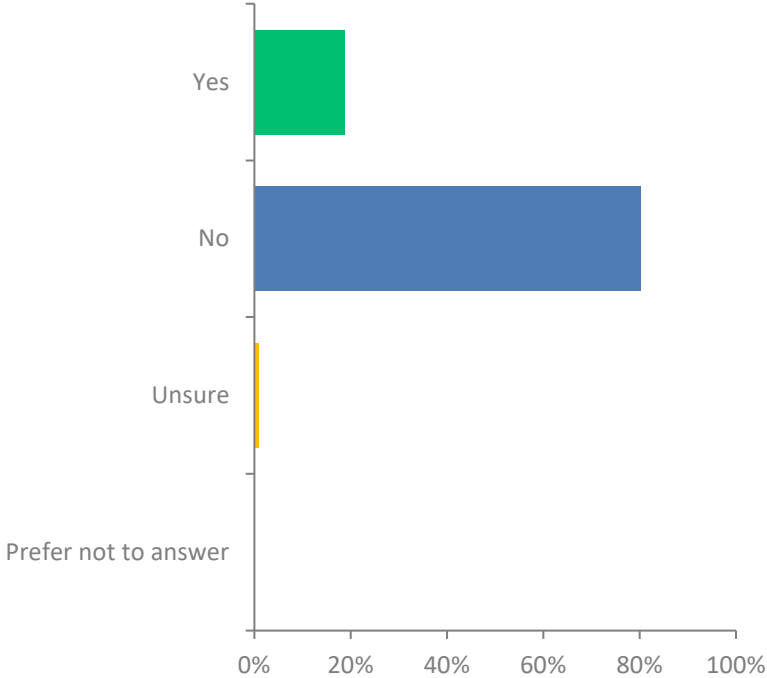
Answered: 97   Skipped: 29   *Business & Organization Member Responses Collected*



ANSWER CHOICES	RESPONSES	
Yes	75.26%	73
No	24.74%	24
TOTAL		97

### Q3: Is your organization/business BILPOC (Black, Indigenous, Latino/a/x, People of Color) owned or led?

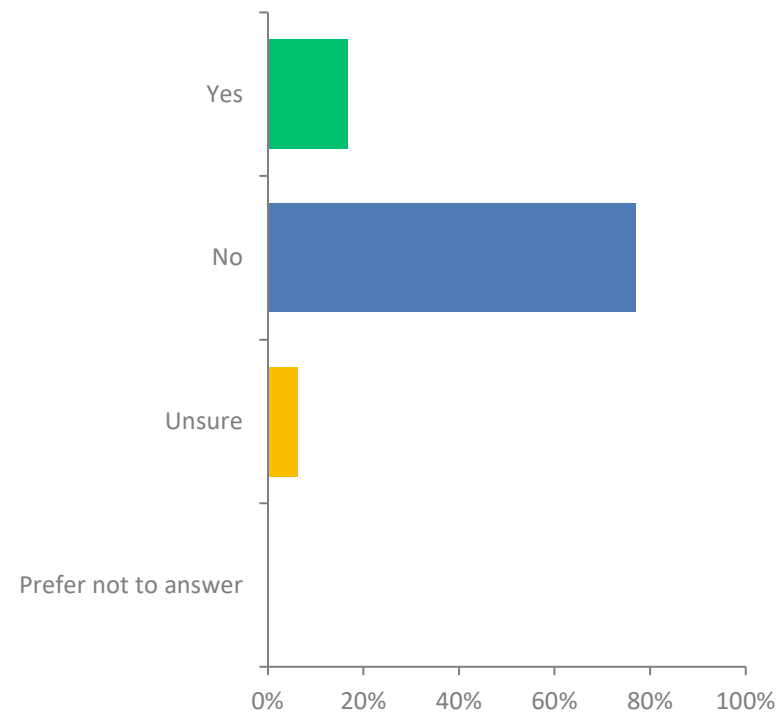
Answered: 96 Skipped: 30 *Business & Organization Member Responses Collected*



ANSWER CHOICES	RESPONSES	
Yes	18.75%	18
No	80.21%	77
Unsure	1.04%	1
Prefer not to answer	0%	0
TOTAL	96	

# Q4: Is your organization/business LGBTQIA+ (Lesbian, Gay, Bisexual, Transgender, Queer/Questioning, Intersex, Asexual/Agender+) owned or led?

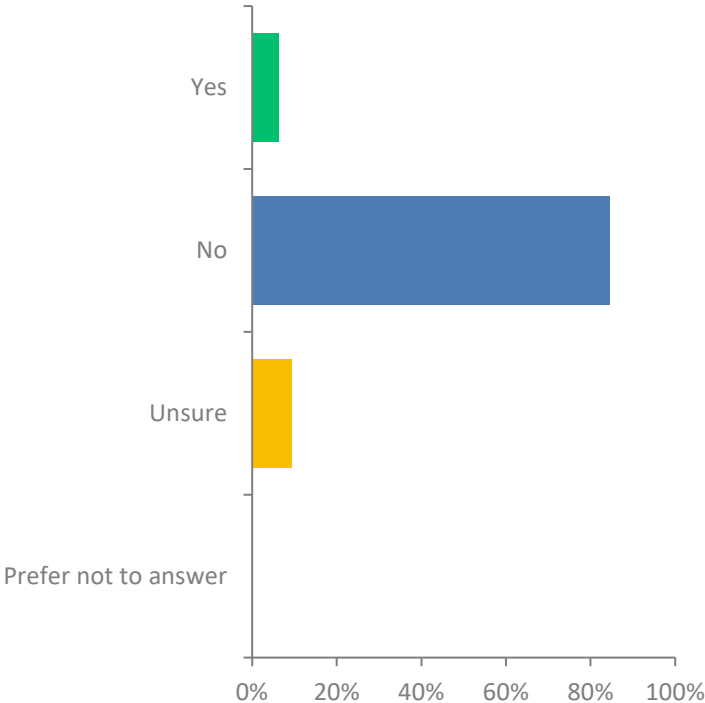
Answered: 96 Skipped: 30 *Business & Organization Member Responses Collected*



ANSWER CHOICES	RESPONSES	
Yes	16.67%	16
No	77.08%	74
Unsure	6.25%	6
Prefer not to answer	0%	0
TOTAL		96

# Q5: Is your organization/business owned or led by a person with a disability?

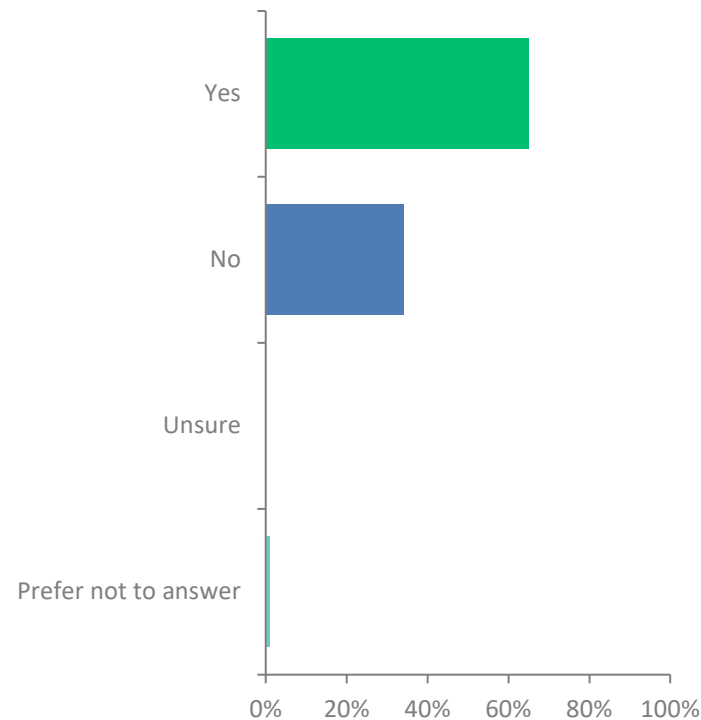
Answered: 97   Skipped: 29   *Business & Organization Member Responses Collected*



ANSWER CHOICES	RESPONSES	
Yes	6.19%	6
No	84.54%	82
Unsure	9.28%	9
Prefer not to answer	0%	0
TOTAL		97

# Q6: Is your organization woman-owned or led?

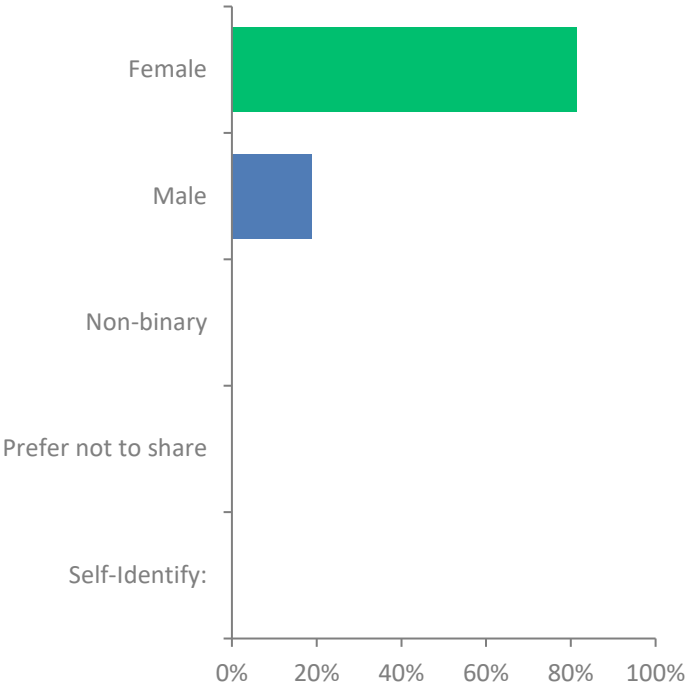
Answered: 97   Skipped: 29   *Business & Organization Member Responses Collected*



ANSWER CHOICES	RESPONSES	
Yes	64.95%	63
No	34.02%	33
Unsure	0%	0
Prefer not to answer	1.03%	1
TOTAL		97

# Q9: Gender: Please check all that apply

Answered: 16 Skipped: 110 *Individual Member Responses Collected*

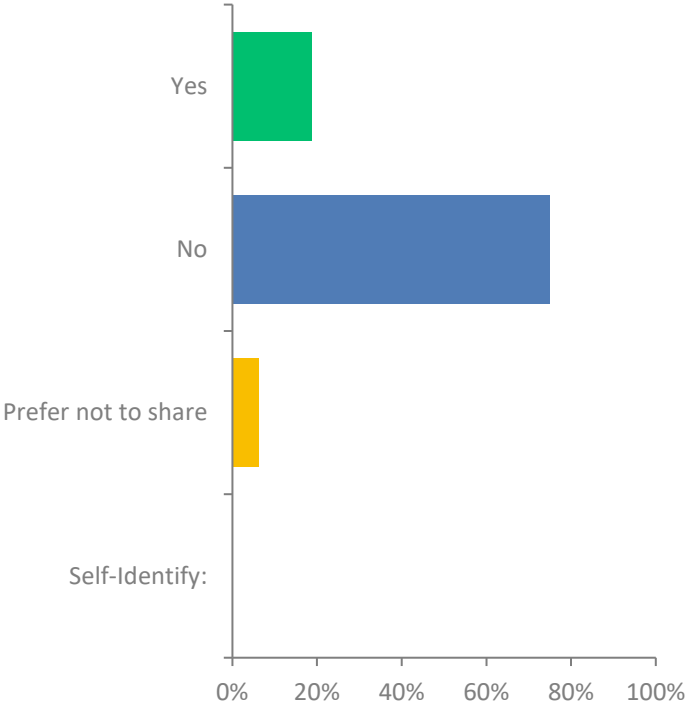


ANSWER CHOICES	RESPONSES	
Female	81.25%	13
Male	18.75%	3
Non-binary	0%	0
Prefer not to share	0%	0
Self-Identify:	0%	0
TOTAL		16



# Q10: Do you identify as a member of the LGBTQIA+ community?:

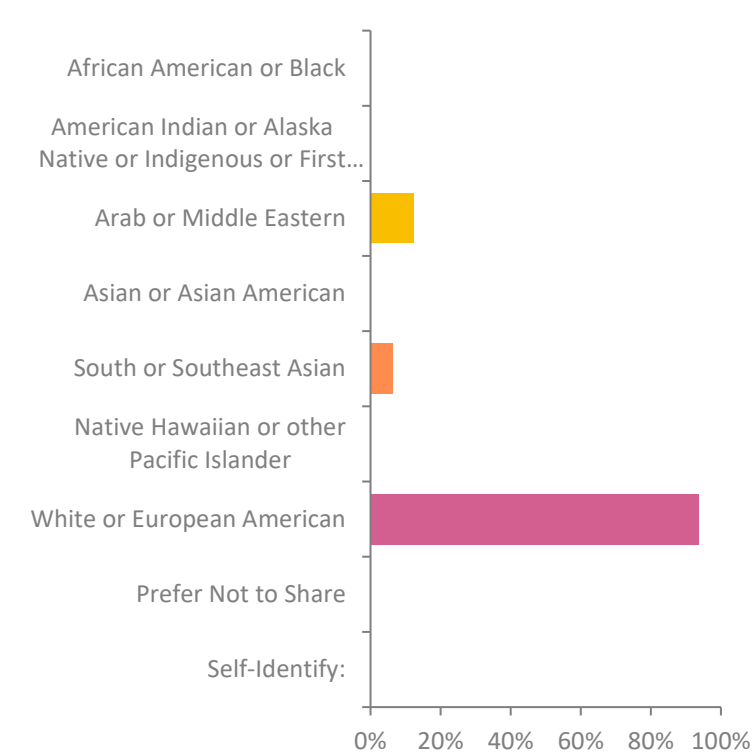
Answered: 16 Skipped: 110 *Individual Member Responses Collected*



ANSWER CHOICES	RESPONSES	
Yes	18.75%	3
No	75.00%	12
Prefer not to share	6.25%	1
Self-Identify:	0%	0
TOTAL	16	

# Q11: Race: Please check all that apply

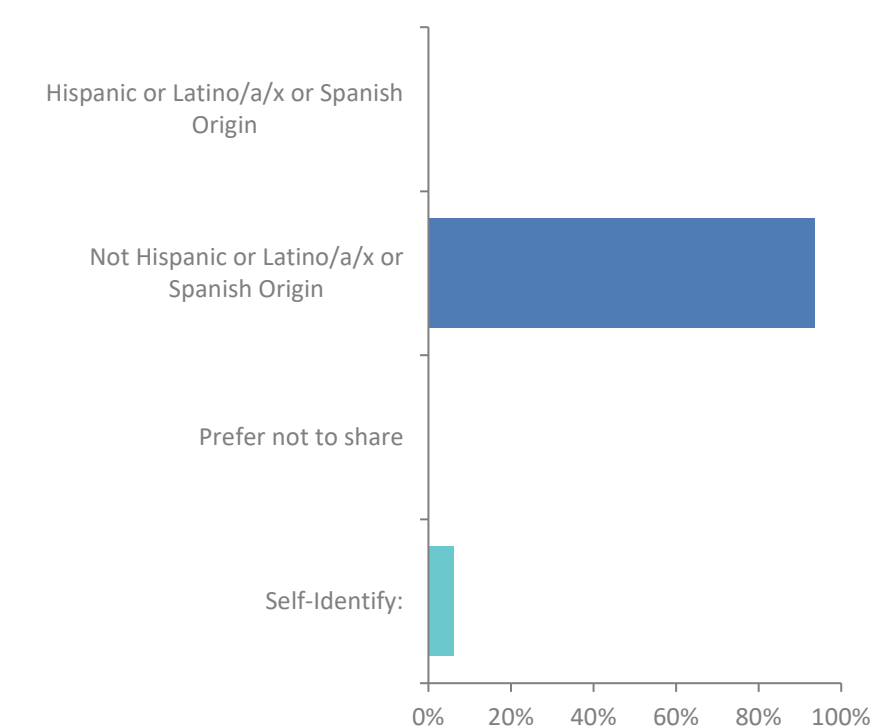
Answered: 16 Skipped: 110 *Individual Member Responses Collected*



ANSWER CHOICES	RESPONSES	
African American or Black	0%	0
American Indian or Alaska Native or Indigenous or First Nations	0%	0
Arab or Middle Eastern	12.50%	2
Asian or Asian American	0%	0
South or Southeast Asian	6.25%	1
Native Hawaiian or other Pacific Islander	0%	0
White or European American	93.75%	15
Prefer Not to Share	0%	0
Self-Identify:	0%	0
TOTAL		18

# Q12: Ethnicity: Please check all that apply

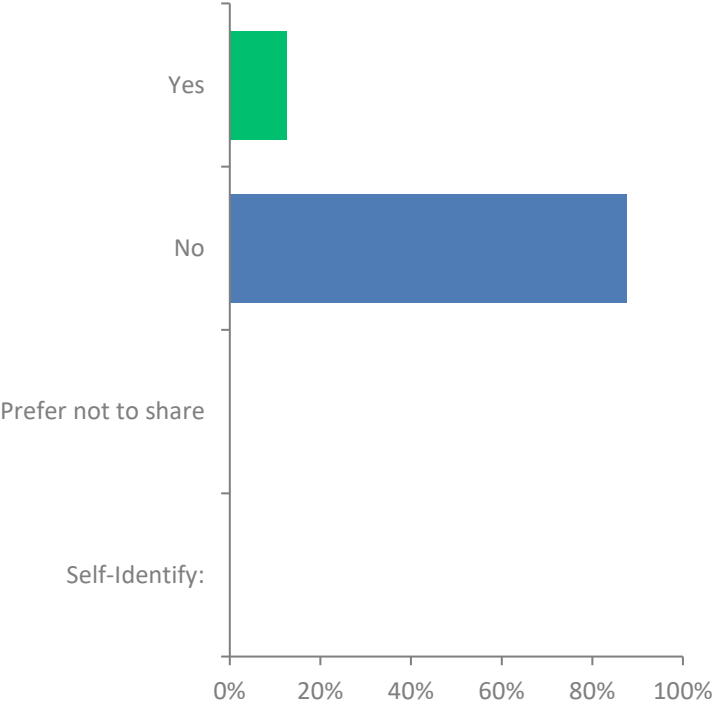
Answered: 16 Skipped: 110 *Individual Member Responses Collected*



ANSWER CHOICES	RESPONSES	
Hispanic or Latino/a/x or Spanish Origin	0%	0
Not Hispanic or Latino/a/x or Spanish Origin	93.75%	15
Prefer not to share	0%	0
Self-Identify:	6.25%	1
TOTAL		16

# Q13: Do you identify as a person who has a disability?

Answered: 16 Skipped: 110 *Individual Member Responses Collected*



ANSWER CHOICES	RESPONSES	
Yes	12.50%	2
No	87.50%	14
Prefer not to share	0%	0
Self-Identify:	0%	0
TOTAL		16